

**Holding of specified securities**

- 1 Name of Listed Entity: APEX CAPITAL MARKETS LIMITED
- 2 Scrip Code/Name of Scrip/Class of Security : [BSE: 10011122 ]
- 3 Share Holding Pattern Filed under: Reg. 31(1)(a)/Reg. 31(1)(b)/Reg.31(1)(c)
  - a. If under 31(1)(b) then indicate the report for Quarter ending
  - b. If under 31(1)(c) then indicate date of allotment/extinguishment

30-Jun-19  
NA

- 4 Declaration: The Listed entity is required to submit the following declaration to the extent of submission of information:-

Particulars	Yes*	No*
1 Whether the Listed Entity has issued any partly paid up shares?		NO
2 Whether the Listed Entity has issued any Convertible Securities or Warrants?		NO
3 Whether the Listed Entity has any shares against which depository receipts are issued?		NO
4 Whether the Listed Entity has any shares in locked-in?		NO
5 Whether any shares held by promoters are pledge or otherwise encumbered?		NO

\* If the Listed Entity selects the option 'No' for the questions above, the columns for the partly paid up shares, Outstanding Convertible Securities/Warrants, depository receipts, locked-in shares, No of shares pledged or otherwise encumbered by promoters, as applicable, shall not be displayed at the time of dissemination on the Stock Exchange website. Also wherever there is 'No' declared by Listed Entity in above table the values will be considered as 'Zero' by default on submission of the format of holding of specified securities.


- 5 The tabular format for disclosure of holding of specified securities is as follows:-



**APEX CAPITAL MARKETS LIMITED**

**Table I - Summary Statement holding of specified securities**

Category of shareholder (II)	Nos. of shareholders (III)	No. of fully paid up equity shares held (IV)	No. of Partly paid-up equity shares held (V)	No. of shares underlying Depository Receipts (VI)	Total nos. (VII) = (IV)+(V)+(VI)	Shareholding as a % of total no. of shares (calculated as per SCRR, 1957) (VIII)	Number of Voting Rights held in each class of securities (IX)			No. of Shares Underlying Outstanding convertible securities (including Warrants) (X)	Shareholding, as a % assuming full conversion of convertible securities (as a percentage of diluted share capital) (XI) = (VII)+(X) As a % of (A+B+C2)	Number of Locked in shares (XII)		Number of Shares pledged or otherwise encumbered (XIII)		Number of equity shares held in dematerialized form (XIV)	
							No of Voting Rights					No. (a)	As a % of total Shares held (b)	No. (a)	As a % of total Shares held (b)		
							Class eg: X	Class eg: Y	Total								
(I)	(II)	(III)	(IV)	(V)	(VI)	(VII) = (IV)+(V)+(VI)	(VIII)	(IX)			(X)	(XI) = (VII)+(X)	(XII)		(XIII)		(XIV)
(A)	Promoter & Promoter Group	12	2244700	0	0	2244700	74.82	2244700	0	2244700	74.82	0	0	0	0	1749700	
(B)	Public	922	755400	0	0	755400	25.18	755400	0	755400	25.18	0	0	0	NA	54900	
(C)	Non Promoter- Non Public	0	0	0	0	0	0	0	0	0	0.00	0	0	0	NA	0	
(C1)	Shares underlying DRs	0	0	0	0	0	NA	0	0	0	0.00	0	0	0	NA	0	
(C2)	Shares held by EmployeeTrusts	0	0	0	0	0	0	0	0	0	0.00	0	0	0	NA	0	
	Total	934	3000100	0	0	3000100	100.00	3000100	0	3000100	100.00	0	0	0	0	1804600	





## APEX CAPITAL MARKETS LIMITED

Table II - Statement showing shareholding pattern of the Promoter and Promoter Group

Category of shareholder	PAN	Nos. of share orders	No. of fully paid up equity shares held	No. of Partly paid-up equity shares held	No. of shares underlying Depository Receipts	Total nos. shares held (IV)+(V)+(VI)+(VII)+(VIII)	Shareholding as a % of total no. of shares (calculated as per SCRR, 1957) (VIII) As a % of (A+B+C2)	Number of Voting Rights held in each class of securities			No. of Shares Underlying Outstanding convertible securities (including Warrants)	Shareholding, as a % assuming full conversion of convertible securities (as a percentage of diluted share capital) (XI)= (VII)+(X) As a % of (A+B+C2)	Number of Locked in shares		Number of Shares pledged or otherwise encumbered		Number of equity shares held in dematerialized form	
								No of Voting Rights					Total as a % of (A+B+C)	No.	As a % of total Shares held (b)	No.		As a % of total Shares held (b)
								Class eg: X eg: Y	Class Total	Total								
1) Indian								(IX)			(X)	(XI)= (VII)+(X)	(XII)		(XIII)	(XIV)		
Individuals/Hindu undivided Family		9	1201900					40.06	1201900		1201900	40.06					7069000	
KAMAL KISHORE 1 LALWANI (HUF)	AACHK1714P		231500			231500	7.72	231500	231500	7.72		7.72					2281000	
KAMAL KISHORE 2 LALWANI	ABBP19761H		149600			149600	4.99	149600	149600	4.99		4.99					630000	
SNEH LATTA LALWANI 6	AAZPL4013D		196400			196400	6.55	196400	196400	6.55		6.55					1964000	
SANDEEP LALWANI 4	ABPL15671Q		149600			149600	4.99	149600	149600	4.99		4.99					438000	
SUNIL KUMAR 5 LALWANI	AAWPL2780N		153800			153800	5.13	153800	153800	5.13		5.13					1538000	
YASH LALWANI 6	AEWPL5311F		149600			149600	4.99	149600	149600	4.99		4.99						
PRITISH LALWANI 7	AHHPL3965K		149600			149600	4.99	149600	149600	4.99		4.99						
SUNITA LALWANI 8	AAVPL9125D		15000			15000	0.50	15000	15000	0.50		0.50						
SANJAY KUMAR 9 DHACHOLIA	ACPPD3135J		6800			6800	0.23	6800	6800	0.23		0.23						
Central Government/ State Government(s)																		
(b) Name (xyz...)																		
Financial Institutions/ Banks																		
(c) Name (xyz...)																		
(d) Body Corporates		3	1042800			1042800	34.76	1042800	1042800	34.76		34.76					1042800	
1 LALWANI CAPITAL MARKETS LTD	AAACL4740K		502900			502900	16.76	502900	502900	16.76		16.76					502900	
2 LALWANI FERRO ALLOYA LTD	AAACL4482G		199900			199900	6.66	199900	199900	6.66		6.66					199900	
3 LALWANI METALLICS PVT LTD	AAACL4651K		340000			340000	11.33	340000	340000	11.33		11.33					340000	
Sub-Total (A)(1)		12	2244700	0	0	2244700	74.82	2244700	0	2244700	74.8208	0	74.82	0	0	0	1749700	
2) Foreign						0												
(a) Resident Individuals/ Foreign individuals						0												
Name (xyz...)						0												
(b) Government						0												
Name (xyz...)						0												
(c) Institutions		0	0			0	0.00	0		0	0.00		0.00				0	
Name (xyz...)						0												

Table II - Statement showing shareholding pattern of the Promoter and Promoter Group





Table II - Statement showing shareholding pattern of the Promoter and Promoter Group

Annexure - Statement showing shareholding pattern of the Promoter and Promoter Group																	
Category of shareholder	PAN	Nos. of sharehold-ers	No. of fully paid up equity shares held	No. of Partly paid-up equity shares held	No. of shares underlying Depository Receipts	Total nos. shares held (iv)+(v)+(vi)+(vii)+(viii)+(ix)+(x)+(xi)+(xii)+(xiii)	Shareholding as a % of total no. of shares (calculated as per SCRR, 1957) (viii) As a % of (A+B+C2)	Number of Voting Rights held in each class of securities			No. of Shares Underlying Outstanding convertible securities (including Warrants)	Shareholding, as a % assuming full conversion of convertible securities (as a percentage of diluted share capital) (xi) = (viii)+(x) As a % of (A+B+C2)	Number of Locked in shares		Number of Shares pledged or otherwise encumbered	Number of equity shares held in dematerialized form	
								Class eg: X eg: Y	Class eg: Y	Total			Total as a % of (A+B+C)	No. of total Shares held (b)			No. of total Shares held (b)
(i)	(ii)	(iii)	(iv)	(v)	(vi)	(vii) = (iv)+(v)+(vi)+(vii)+(viii)+(ix)+(x)+(xi)+(xii)+(xiii)	(viii)	(ix)			(x)	(xi) = (viii)+(x)	(xii)		(xiii)	(xiv)	
Foreign Portfolio Investor						0											
Name (xyz...)						0											
(e) Any Other (specify)						0											
Name (xyz...)						0											
Sub-Total (A)(2)		0	0	0	0	0	0.00	0	0	0	0	0.00	0	0	0	0	
Total Shareholding of Promoter and Promoter Group (A) = (A)(1)+(A)(2)		12	2244700	0	0	2244700	74.82	2244700	0	2244700	74.8208	0	74.82	0	0	0	
Details of Shares which remain unclaimed may be given hear along with details such as number of shareholders, outstanding shares held in demat/unclaimed suspense account, voting rights which are frozen etc.																	

Details of Shares which remain unclaimed may be given here along with details such as number of shareholders, outstanding shares held in demat/unclaimed suspense account, voting rights which are frozen etc.

Note: (1) PAN would not be displayed on website of Stock Exchange(s).

(2) The term "Encumbrance" has the same meaning as assigned under regulation 28(3) of SEBI (Substantial Acquisition of Shares and Takeovers) Regulations, 2011.





**APEX CAPITAL MARKETS LIMITED**

**Table III - Statement showing shareholding pattern of the Public shareholder**

Category	Category of shareholder	PAN	Nos. of shareholders	No. of fully paid up equity shares held	No. of Partly paid-up equity shares held	No. of shares underlying Depository Receipts	Total nos. shares held	Shareholding as a % of total no. of shares (calculated as per SCRR, 1957) (VIII) As a % of (A+B+C2)	Number of Voting Rights held in each class of securities			No. of Shares Underlying Outstanding convertible securities (including Warrants)	Shareholding, as a % assuming full conversion of convertible securities (as a diluted share capital) (XI)= (VII)+(X) As a % of (A+B+C2)	Number of Locked in shares (XII)		Number of Shares pledged or otherwise encumbered (XIII)		Number of equity shares held in dematerialized form (XIV)
									No of Voting Rights					No. (a)	As a % of total Shares held (b)	No. (a)	As a % of total Shares held (b)	
										(i)	(ii)			(iii)	(iv)	(v)	(vi)	
1)	Institutions												(XI)= (VII)+(X)	(XII)		(XIII)		(XIV)
(a)	Mutual Funds/ Venture Capital Funds		0	0			0	0.00	0		0	0.00	0.00				NA	0
(b)	Venture Capital Funds																NA	
(c)	Alternate Investment Funds																NA	
(d)	Foreign Venture Capital Investors																NA	
(e)	Foreign Portfolio Investors		0	0			0	0.00	0		0	0.00	0.00				NA	0
(F)	Financial Institutions/ Banks		0	0			0	0.00	0		0	0.00	0.00				NA	0
(g)	Name (xyz...)																NA	
(g)	Insurance Companies		0	0			0	0.00	0		0	0.00	0.00				NA	0
(h)	Provident Funds/ Pension Funds																NA	
(i)	Name (xyz...)																NA	
(i)	Any Other (specify)																NA	
(i)	Name (xyz...)																NA	
	Sub-Total (B)(1)		0	0	0	0	0	0.00	0	0	0	0.00	0.00	0	0	0	NA	0
2)	Central Government/ State Government(s)/ President of India																NA	
	Name (xyz...)																NA	
	Sub-Total (B)(2)		0	0	0	0	0	0	0	0	0	0	0	0	0	0	NA	0
3)	Non-Institutions																NA	
(a)	Individuals -																NA	
i.	Individual shareholders holding nominal share capital up to Rs. 2 lakhs.		907	658700			658700	21.96	658700		658700	21.96	21.96				NA	14200
ii.	Individual shareholders holding nominal share capital in excess of Rs. 2 lakhs.		4	52500			52500	1.75	52500		52500	1.75	1.75				NA	23800
	Name (xyz...)																NA	
1	NIRAJ GANDHI			45000			45000	1.50	45000		45000	1.50	1.50					
2	HEMANT JOSHI			41800			41800	1.39	41800		41800	1.39	1.39					41800
3	MANOJ BENGANI			32900			32900	1.10	32900		32900	1.10	1.10					32900
4	PRAKASH GANDHI			50000			50000	1.67	50000		50000	1.67	1.67					0
5	PARAS GANDHI			50000			50000	1.67	50000		50000	1.67	1.67					0
6	SHRADHA GANDHI			50000			50000	1.67	50000		50000	1.67	1.67					0

Table III - Statement showing shareholding pattern of the Public shareholder

**APEX CAPITAL MARKETS LIMITED**

**Table III - Statement showing shareholding pattern of the Public shareholder**

Category	Category of shareholder	PAN	Nos. of shareholders	No. of fully paid up equity shares held	No. of Partly paid-up equity shares held	No. of shares underlying Depository Receipts	Total nos. shares held (IV)+(V)+(VI)	Shareholding as a % of total no. of shares (calculated as per SCRR, 1957) (VIII) As a % of (A+B+C2)	Number of Voting Rights held in each class of securities			No. of Shares Underlying Outstanding convertible securities (including Warrants)	Shareholding, as a % assuming full conversion of convertible securities (as a percentage of diluted share capital) (XI)= (VII)+(X) As a % of (A+B+C2)	Number of Locked in shares (XII)		Number of Shares pledged or otherwise encumbered (XIII)		Number of equity shares held in dematerialized form (XIV)
									No of Voting Rights Class eg: X Class eg: Y	Total	Total as a % of (A+B+C)			No. (a) As a % of total Shares held (b)	No. (a) As a % of total Shares held (b)			
(b)	(i)	(ii)	(iii)	(iv)	(v)	(vi)	(VII) = (IV)+(V)+(VI)	(VIII)	(X)			(X)	(XI)= (VII)+(X)	(XII)		(XIII)	(XIV)	
	NBFCs registered with RBI															NA		
	Name (xyz...)															NA		
	Employee Trusts															NA		
	Name (xyz...)															NA		
	Overseas Depositories (holding DRs) (balancing figure)															NA		
	Name (xyz...)															NA		
	Body Corporates (India) & Trusts		11	44200				44200	1.47	44200	1.47		1.47			NA	16900	
	Name (xyz...)															NA		
	Directors		0	0				0	0.00	0	0.00		0.00			NA	0	
Name (xyz...)															NA			
	Sub-Total (B)(3)		922	755400		0	755400	25.18	755400	0	755400	25.18	0	25.18	0	0	NA	54900
	Total Public Shareholding (B)= (B)(1)+(B)(2)+(B)(3)		922	755400		0	755400	25.18	755400	0	755400	25.18	0	25.18	0	0	NA	54900
Details of the shareholders acting as persons in Concert including their Shareholding (No. and %):																		

Details of the shareholders acting as persons in Concert including their Shareholding (No. and %):

Details of Shares which remain unclaimed may be given hear along with details such as number of shareholders, outstanding shares held in demat/unclaimed suspense account, voting rights which are frozen etc.

Note:

(1) PAN would not be displayed on website of Stock Exchange(s).

(2) The above format needs to be disclosed along with the name of following persons: Institutions/Non Institutions holding more than 1% of total number of shares.

(3) W.r.t. the information pertaining to Depository Receipts, the same may be disclosed in the respective columns to the extent information available and the balance to be disclosed as held by custodian,





**Table IV - Statement showing shareholding pattern of the Non Promoter- Non Public shareholder**

Category	Category of shareholder	PAN (ii)	Nos. of shareholder s (iii)	No. of fully paid up equity shares held (iv)	No. of Partly paid-up equity shares held (v)	No. of shares underlying Depository Receipts (vi)	Total nos. shares held (vii) = (iv)+(v)+(vi)	Shareholding as a % of total no. of shares (calculated as per SCRR, 1957) (viii) As a % of (A+B+C2)	Number of Voting Rights held in each class of securities (ix)			No. of Shares Underlying Outstanding convertible securities (including Warrants) (x)	Shareholding, as a % assuming full conversion of convertible securities (as a percentage of diluted share capital) (xi) = (vii)+(x) As a % of (A+B+C2)	Number of Locked in shares (xii)		Number of Shares pledged or otherwise encumbered (xiii)		Number of equity shares held in dematerialized form (xiv)
									No of Voting Rights	Total as a % of (A+B+C)				(a) Total Shares held (b)	(a) of total Shares held (b)			
	(1)	(ii)	(iii)	(iv)	(v)	(vi)	(vii) = (iv)+(v)+(vi)	(viii)	(ix)			(x)	(xi) = (vii)+(x)	(xii)		(xiii)		(xiv)
1)	Custodian/DR Holder																	
	Name of DR Holder (if available)																	
	(i) abc,...																	
	(ii) efg...																	
	Sub-Total (C)(1)		0	0	0	0	0	0	0	0	0	0	0	0	0	0	NA	0
2)	Employee Benefit Trust (under SEBI (Share based Employee Benefit) Regula																	
	(a) Name (....)																	
	Sub-Total (C)(2)		0	0	0	0	0	0	0	0	0	0	0	0	0	0	NA	0
	Total Non-Promoter- Non Public Shareholding (C) = (C)(1)+(C)(2)		0	0	0	0	0	0	0	0	0	0	0	0	0	0	NA	0

Note: (1) PAN would not be displayed on website of Stock Exchange(s).

(2) The above format needs to be disclosed along with the name of following persons: Institutions/Non Institutions holding more than 1% of total number of shares.

(3) W.r.t. the information pertaining to Depository Receipts, the same may be disclosed in the respective columns to the extent information available.

